



triad code progression


C G C F C F G C




C G F C F C G C



C G C F C F G C



C G C F C F G C



triad code progression

C G C F C F G C

A musical staff with two lines. The notes are: C4, E4, G4, F4, E4, D4, C4, B3, A3, G3, F3, E3, D3, C3. There are rests in the second and fourth measures. The notes are beamed in groups of three.

Fingerboard diagrams for the triads C, G, C, F, C, F, G, C. Each diagram shows a vertical column of six circles representing strings. Filled circles indicate fretted notes, and open circles indicate open strings.

- C: Fretted notes on strings 1, 2, 3.
- G: Fretted notes on strings 2, 3, 4.
- C: Fretted notes on strings 1, 2, 3.
- F: Fretted notes on strings 1, 2, 3.
- C: Fretted notes on strings 1, 2, 3.
- F: Fretted notes on strings 1, 2, 3.
- G: Fretted notes on strings 2, 3, 4.
- C: Fretted notes on strings 1, 2, 3.

Three empty musical staves for practice.